

Modern Living.  
**Perfectly Engineered.**

**System 76**

Distributed by:  **Polymershapes**




**KÖMMERLING®**



# Modern Living. **Perfectly Engineered.**

The way we incorporate windows and doors into our homes is changing, as we look to improved product performance, energy efficiency and sound reduction. System 76 from Kommerling is a German designed, window and door system that's distributed throughout North America to selected manufacturing partners and key dealers, from our base in Huntsville, Alabama.

These European style tilt and turn windows offer greater functionality and performance, whether you are an architect, building professional or homeowner. These windows have also been successfully hurricane tested to the Florida Building Codes for use inside and outside HVHZ. Please let this brochure inspire you in terms of product design and performance for your next project.







## Durable & Lasting.

System 76 has been designed as a product that not only looks good, thanks to a number of finishes including classic white, laminated woodgrains and colours and our unique AluClip cladding, but also to offer longevity and reliable performance. These design standards extend beyond the vinyl profiles, to the clever multi-point locking mechanisms and handles.

Each part of our System 76 product is built to last, whatever the extremes of the Northern American climates demand, with many long-term delighted customers and clients.





## Safe & Secure.

All of our window and door systems have been designed with security in mind and we've built an unmatched global reputation for product design. Not only do our products keep the elements out, but also unwanted intruders, thanks to an ingenious multi-point system, which locks the window around all four sides of the opening.

The system is engaged by means of a premium finished handle and has a life expectancy in excess of 25 years, even in coastal regions. Turning the handle through 90 degrees from the locking mode helps open the window inwards and through a further 90 degrees the window offers a clever tilt mode for ventilation and then back 180 degrees to the locked position.



# Design & Architecture.

We can offer a huge range of options to blend in with the external fabric of any domestic or commercial building, with sympathetic internal finishes regardless of room type, purpose or furnishings. Solid colours and rich woodgrains are popular options, alongside the classic white finish, while some architects specify our unique aluminium AluClip cladding system.




## Classic White

White still remains our most popular finish, with its elegant and clean finish. As a neutral color, it can integrate within any type of building fabric and finish, both inside and out.



## Woodgrains and Colours

With a choice of rich golden oak, anthracite grey, or cylon black, there's a durable finish to meet the most exacting of projects. It's a foiled laminate that's been developed to offer unrivalled long-term performance.



## AluClip Cladding

As well as a number of colored and woodgrain options, we can also offer an aluminium exterior which is available in literally hundreds of different colours to meet the specific demands of any project.







This case study by Innotech Windows & Doors involved the construction of a 3-storey luxury cottage near Merritt, British Columbia using a prefabricated high-performance building system, from locally based dealer Pacific Homes. All year round comfort, energy efficiency and views from every room were all part of the initial design brief. Kommerling products specified in this impressive project include a number of System 76 tilt and turn windows, along with double/terrace swing doors, entrance doors and picture windows from the same system.

**Images courtesy of Innotech Windows + Doors, Inc.**

**Dealer: Pacific Homes**

**Builder: Tundra Developments**





## Standards & Testing.

Products from Kommerling are tested to the latest global standards and meet all of the requirements for the USA and we're a Proud Member of the American Architectural Manufacturers Association. Specifications include:

- AAMA/WDMA/CSA 101/I.S.2/A440-11, NAFS 2011 - North American Fenestration Standard/ Specification for Windows, Doors, and Skylights.
- AAMA/WDMA/CSA 101/I.S.2/A440-08, NAFS - North American Fenestration Standard/ Specification for Windows, Doors, and Skylights.
- CSA A440S1-09, Canadian Supplement to AAMA/WDMA/CSA 101/I.S.2/A440, NAFS - North American Fenestration Standard/Specification for Windows, Doors, and Skylights.
- TAS 201,202,203 1994 of the Florida Building Codes and approved for use inside and outside HVHZ.
  - FL26935 Casement windows tilt turn
  - FL26936 Windows fixed
  - FL26937 Swinging exterior door assembly

Operating in over 70 countries worldwide, our products are tested and proven to extremes.







## Features & Benefits.

System 76 is a window and door system perfect for any home remodeling or new construction project. There's a dedicated nailing fin section for traditional North American installations, along with profile options to achieve Passivhaus standards of performance.



**System 76 shown with dedicated nailing fin.**

- Installation depth of 3in with slim sightlines for the frame and sash.
- Clever 6-chambered design offers incredible levels of energy efficiency and sound reduction.
- Wide option of colours and woodgrains, along with the innovative AluClip cladding.
- Suitable for double and triple glazing.
- Dedicated profiles for residential entrance doors and double/terrace swing doors available.
- Invisible drainage adds further design detail.
- Internal beading offers enhanced levels of security.
- Multi-point locking secures the window around all four corners of the opening.
- Similar high standards of locking are offered for opening doors. Premium hardware in terms of handles and hinges, adds to the premium proposition.

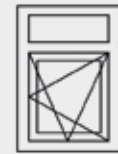




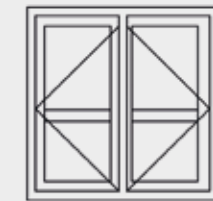
Tilt and turn window



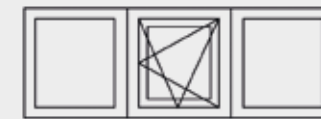
Residential door



Tilt and turn window with fixed light above



Double swing doors



Tilt and turn window with fixed lights either side

## Architects & Building Professionals.

We can offer a wide range of opening options with fixed lights above or to the side of any window or door opening, along with large picture windows due to the inherent strength of our vinyl windows. Door design options include stylish entrance doors and double or terrace swing doors, each fully complementing window design and we can also incorporate steel reinforcement, for added structural stability.

Typical U-values of 0.21 BTU/(hr °F ft<sup>2</sup>) are achieved with an overall installation depth of 3in, with impressive with Passivhaus standards of 0.14 achievable with our pioneering proEnergyTec profiles.



**System 76  
Passivhaus  
Specification.**





## Modern Living. Perfectly Engineered.

System 76 is a highly adaptive and configurable window and door system offering near endless design possibilities. With enhanced security, energy efficiency and sound reduction key factors, this is also a system for the future, as window and door specifications increase across North America.

Experienced manufacturing and dealer partners across the USA enjoy our design-led products. Ask them for a little expert advice, including CAD and project details and bring a little European design flair and performance into your next project.



Pictures throughout this brochure courtesy of Innotech Windows + Doors, Inc.



Distributed by:



Call: 1 (866) 437-7427

Email: [info@polymershapes.com](mailto:info@polymershapes.com)

[www.polymershapes.com](http://www.polymershapes.com)



Designed in Germany.  
**Built in the USA.**

